



**LCD MONITOR**

**MODEL PN-HY431**

## **Dismantle Instruction**

---

## Table of contents

---

|                                 |   |
|---------------------------------|---|
| 1. Scope.....                   | 3 |
| 2. Tools for dismantling.....   | 3 |
| 3. Dismantle Procedure .....    | 3 |
| 4. Back covers .....            | 4 |
| 5. Printed circuit boards ..... | 5 |
| 6. Battery.....                 | 5 |
| 7. LCD Module .....             | 6 |
| 8. Capacitors.....              | 7 |
| 9. Parts List .....             | 7 |

## **1. Scope**

This document describes dismantling instruction according to Annex VII of Directive 2012/19/EU.

## **2. Tools for dismantling**

Below tools are required to dismantle this product.

- Screw Driver
- Nipper



## **3. Dismantle Procedure**

This product can be dismantled by below steps.

1. Remove Back covers (section 4)
2. Remove Printed circuit boards (section 5)
3. Remove Battery (section 6)
4. Dismantle LCD (section 7)
5. Remove Electrolyte Capacitors (section 8)

## 4. Back covers

Back cover can be removed by screw driver.




## **5. Printed circuit boards**

All PWBs can be removed by screw driver.



Main I/F PWB (1pcs)



Power PWB (1pcs)



T-CON PWB (1pcs)

## **6. Battery**

This model uses only AAA battery for remote control.

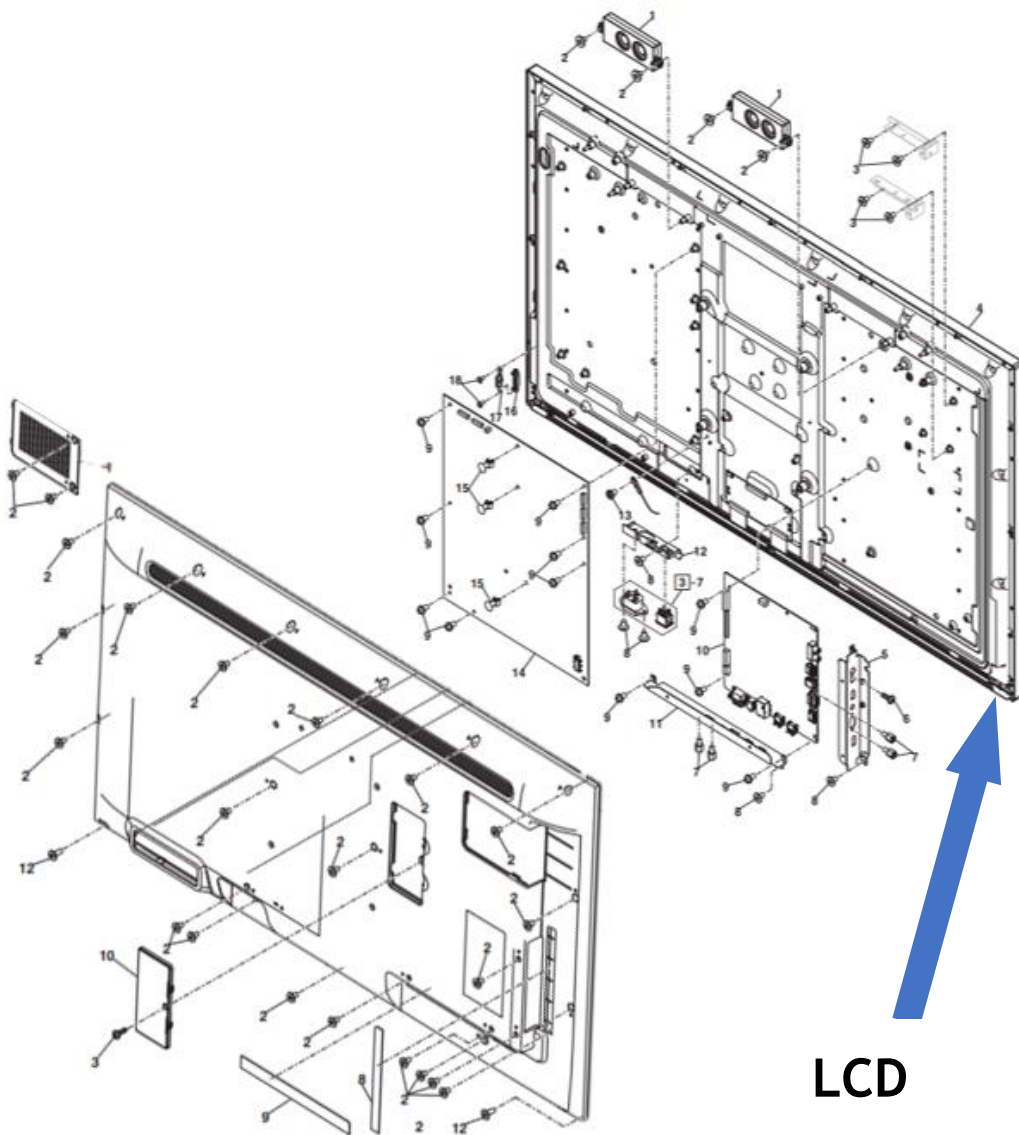
Battery can easily be removed.



## 7. LCD Module


### - LCD Dismantle procedure

1. Remove Rear cover
2. Remove PWBs
3. Remove the Cables



## 8. Capacitors

Electrolyte Capacitors which diameter/height is larger than 25mm is installed on Power PWB. These capacitors can be removed by using nipper to cut the leads.



On Power PWB

## 9. Parts List

Parts described in Annex VII of directive 2012/19/EU are as below.

| Parts  | Note  |
|--|---|
| LCD  | 43inch LCD module                             |
| Printed Circuit Boards                                   | Main I/F PWB<br>Power PWB<br>T-CON PWB        |
| Battery  | AAA battery                                   |
| Electrolyte capacitors<br>(height >25mm, diameter >25mm) | On Power PWB                                  |
| External electric cables                                 | 2 kinds of Power Cord<br>- for EU<br>- for UK |